

# LOCAL ASSESSMENTS AND PVAAS



Did you know that the PVAAS Portal now includes reports based on locally administered assessments?

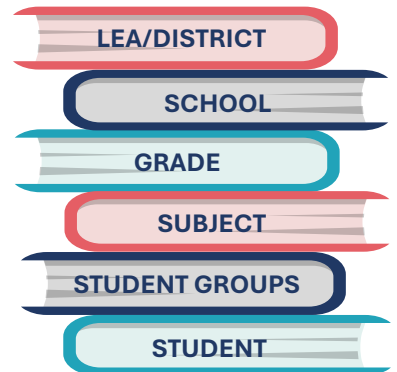
LEA/Districts and schools can now view longitudinal individual student assessment history and growth reporting across a variety of assessments – PSSA, keystones, PSAT, ACT, SAT, ACCESS for ELLs, and Advanced Placement alongside Classroom Diagnostic Tools, national norm referenced assessments, and other locally administered assessments that meet analyses/reporting criteria.

## BENEFITS



### Expanded View of Students' Growth and Achievement

- Local assessment results are reported alongside state assessment results: LEAs/Districts, school, grade, subject, student groups and student.
- Alignment of reporting and triangulation of data from state assessments and locally administered assessments to provide increased evidence to support educators' decisions.
- Local assessment and state assessment results follow students across schools, LEAs, and across school years.
- Create an expanded suite of reporting to include subjects and grade levels that do not receive PVAAS reporting from state assessments, including K-3 and additional high school grade levels.



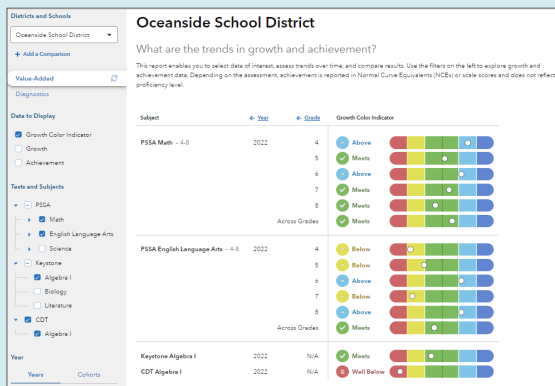
### What Reporting Can My LEA/District/School Receive?

- LEA/District and School Value-Added and Diagnostic Reports
- District/School Growth of Student Groups Reports
- Longitudinal Student Testing History

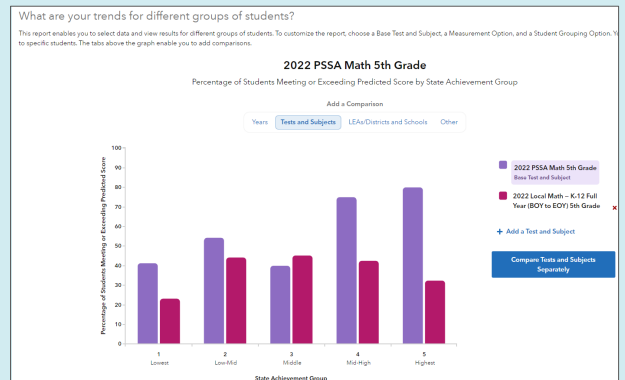
# REPORTING

## How Do I Obtain Reporting?

- The following local assessments were included in the PVAAS reporting for LEAs/schools: Classroom Diagnostic Tools (CDTs), Acadience (DIBELS Next), Aimsweb, DIBELS, EasyCBM, Exact Path, FastBridge, i-Ready, MAP and STAR.
- LEAs/Districts voluntarily submit their locally administered assessment data into PIMS. This PIMS collection is now open! Data submission timelines for each year can be found on the [PIMS Manuals and Calendar](#) webpage.
  - If your local assessment is not currently listed above, you can still submit it.** SAS® EVAAS will verify whether it meets all requirements. You can also email the PVAAS Statewide Team for PDE at [pdepvaas@iu13.org](mailto:pdepvaas@iu13.org) to find out more about this process and requirements.
  - PDE will submit Classroom Diagnostic Tools (CDTs) on behalf of LEAs.
- This reporting is released on the PVAAS Portal to LEAs/districts and schools.



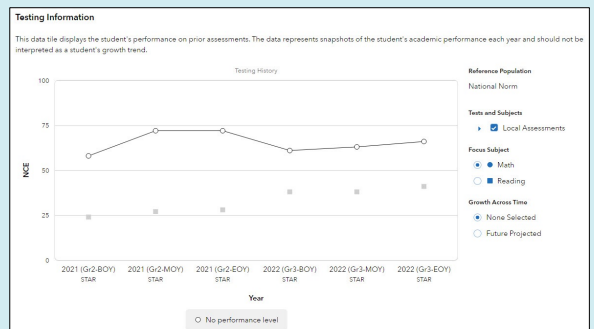
**LEA/District and School Value-Added Report**  
*K-12 reporting suite for value-added based on state and local assessments.*



**LEA/District and School Diagnostic Report**  
*Diagnostic reports for state and local assessments side by side.*

Student Group	Growth Measure	Standard Error	Growth Index	Growth Color Indicator
All Students				
Asian				
PSSA			0.18	Meets
4th Grade	0.5	3.1	0.17	Meets
5th Grade	0.5	2.7	0.2	Meets
Keystone			-0.72	Meets
Algebra I	-0.8	1.1	-0.72	Meets
Local Assessment			-1.06	Well Below
2nd Grade	-18.2	3.1	-5.8	Well Below
3rd Grade	-7.0	2.7	-2.56	Well Below
4th Grade	-2.1	2.1	-0.98	Meets
5th Grade	0.8	2.0	0.39	Meets
6th Grade	5.7	2.5	2.31	Well Above
7th Grade	-1.5	2.3	-0.67	Meets
8th Grade	5.2	2.2	2.37	Well Above
9th Grade	-0.5	2.8	-0.17	Meets
10th Grade	-6.5	2.8	-2.28	Well Below

**LEA/District and School Growth of Student Groups Report**  
*Student group reports for state and local assessments side by side.*



**Student Testing History Report**  
*State and local data follow students across schools, LEAs/districts, and school years.*